




HELPFUL APPS FOR YOU

LEARN WITH CLAIRE

HOW TO USE SAFARI

THIS IS THE INTERNET

With the Safari app , you can browse the web, add webpages to your reading list to read later, and add page icons to the Home Screen for quick access.

INCREASE TEXT SIZE AND DISPLAY

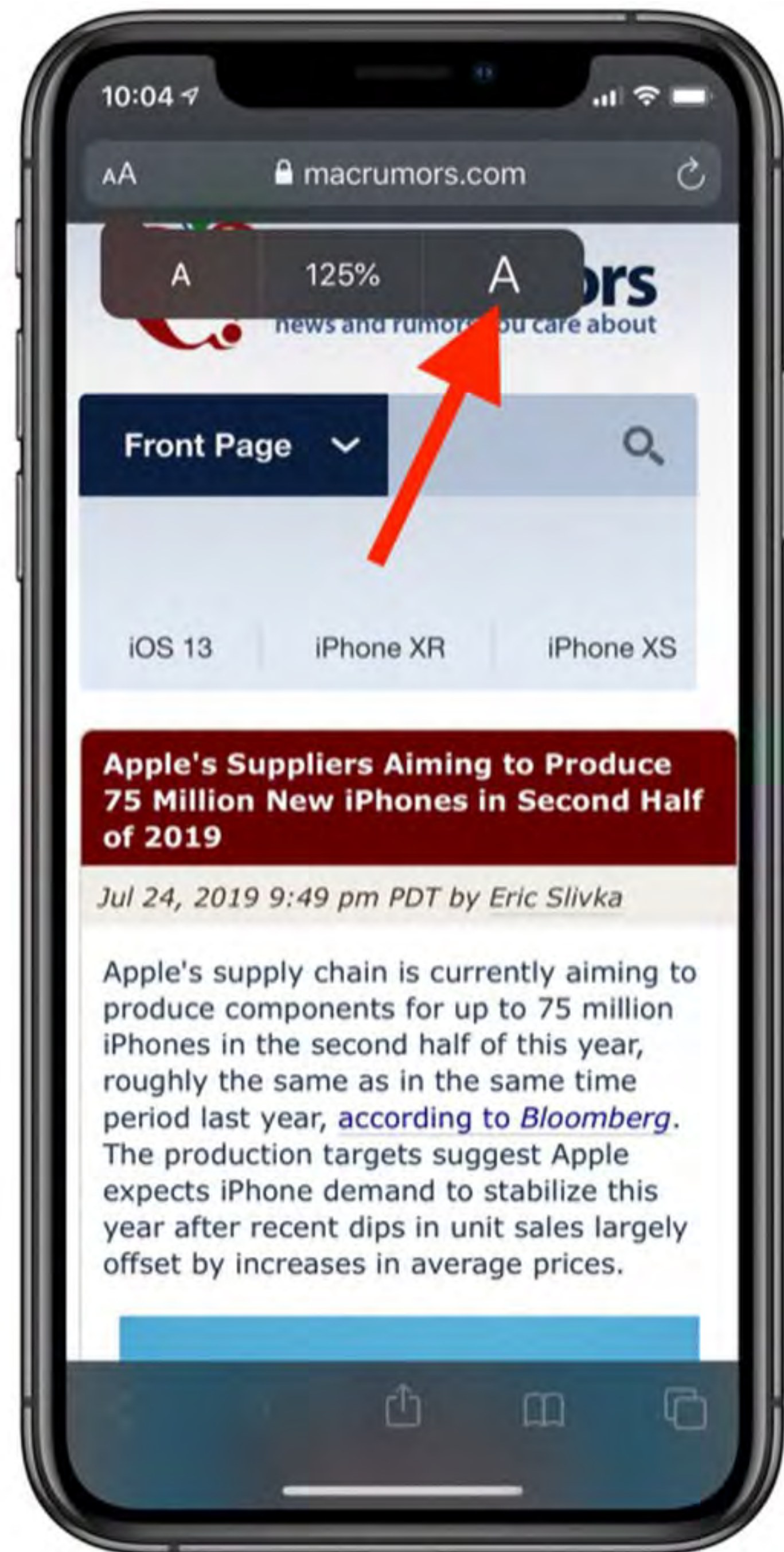
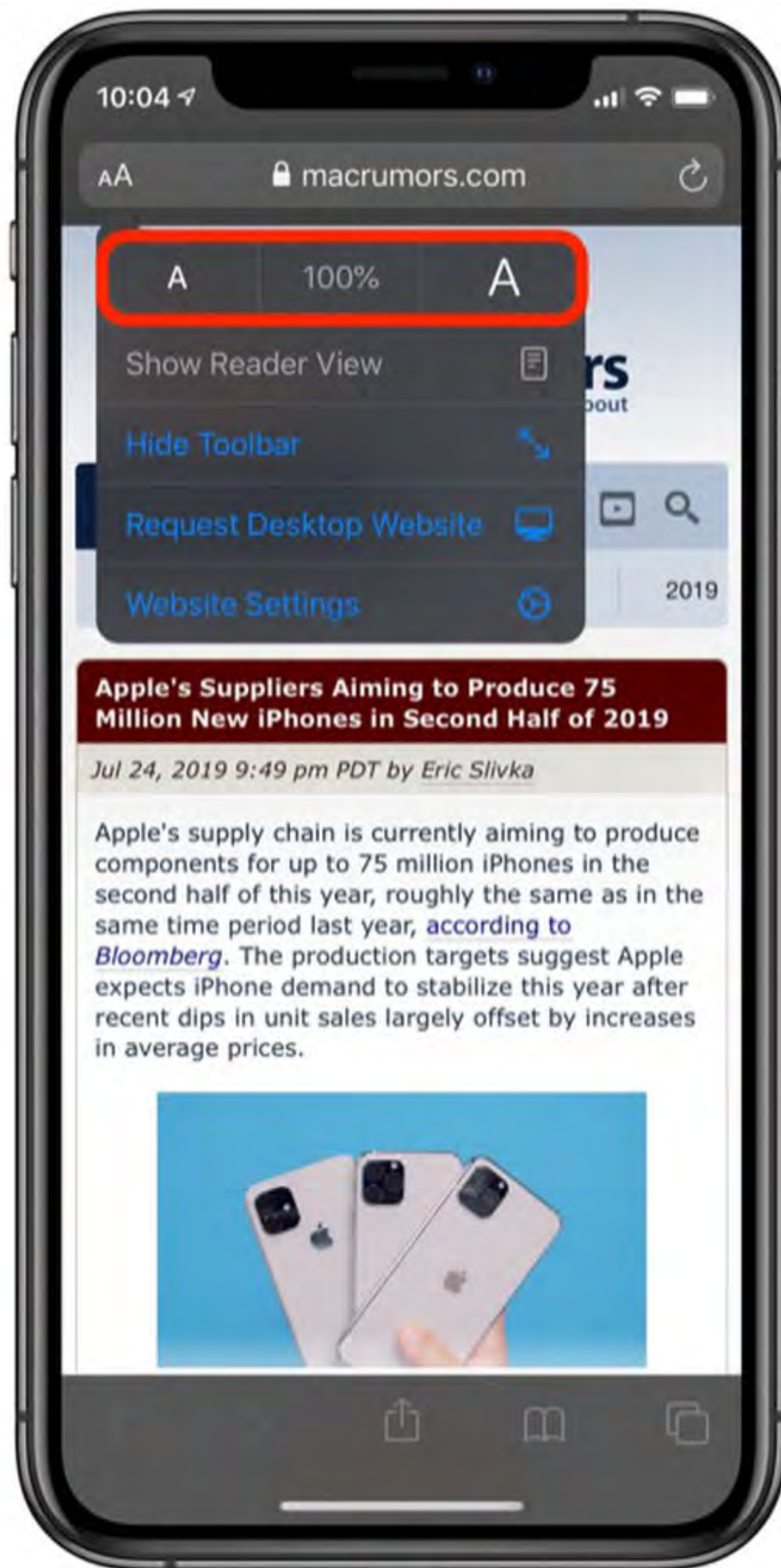
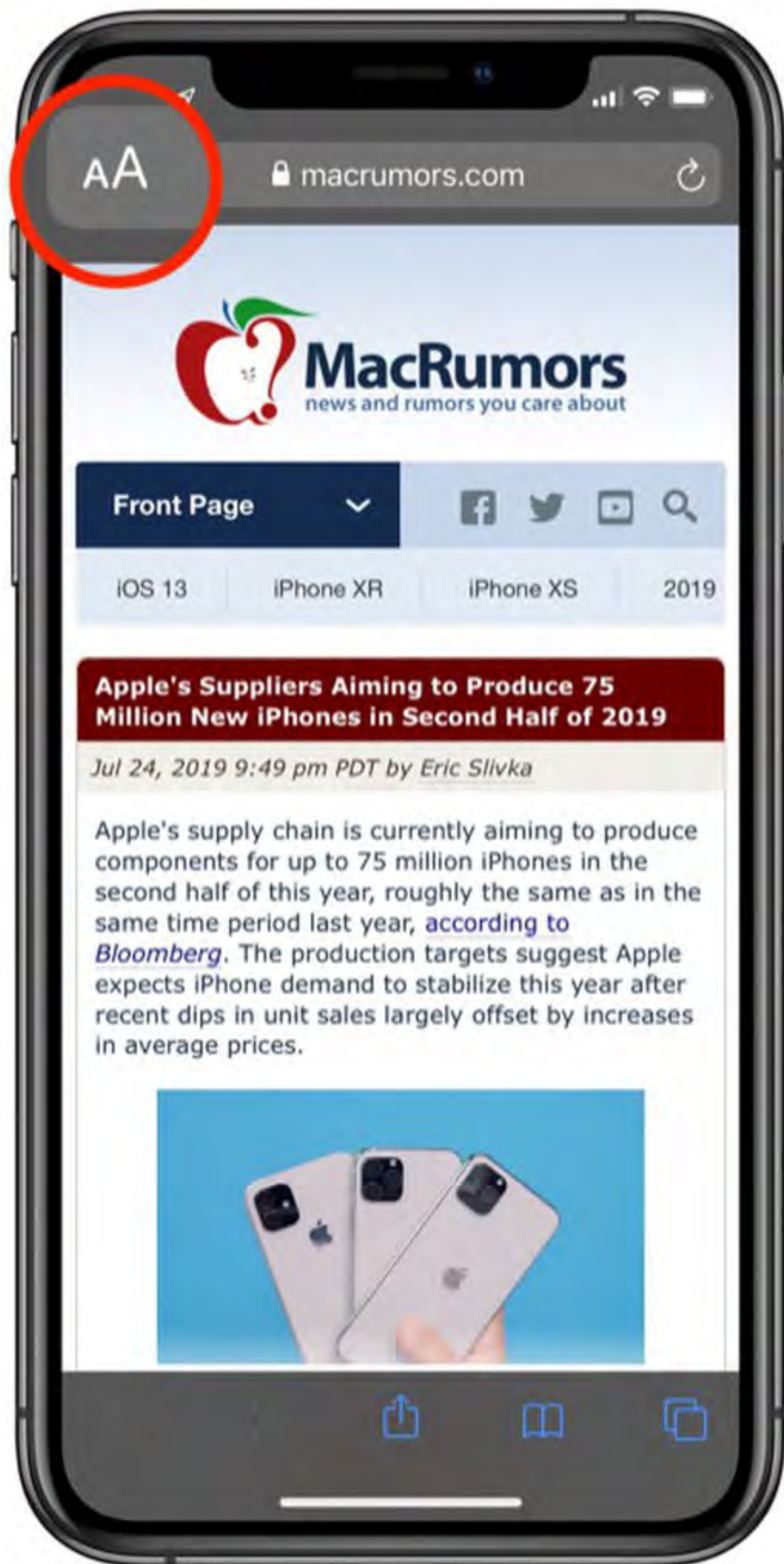
THERE ARE LOTS OF OPTIONS

Use the View menu to increase or decrease the text size, switch to Reader view, specify privacy restrictions, and more.

To open the View menu, tap AA on the left side of the search field, then do any of the following:

Change the font size: Tap the large A to increase the font size or tap the small A to decrease it.

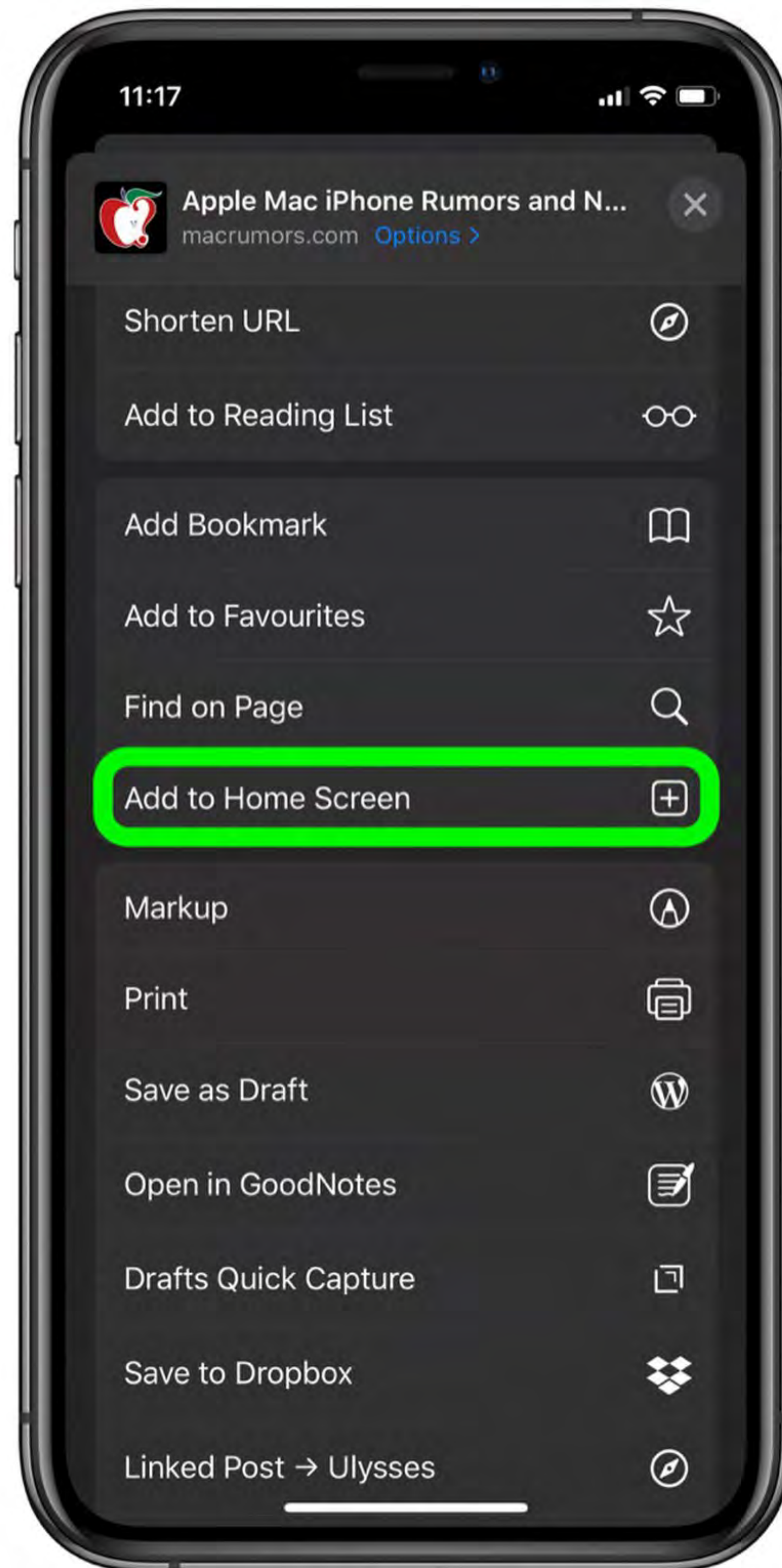
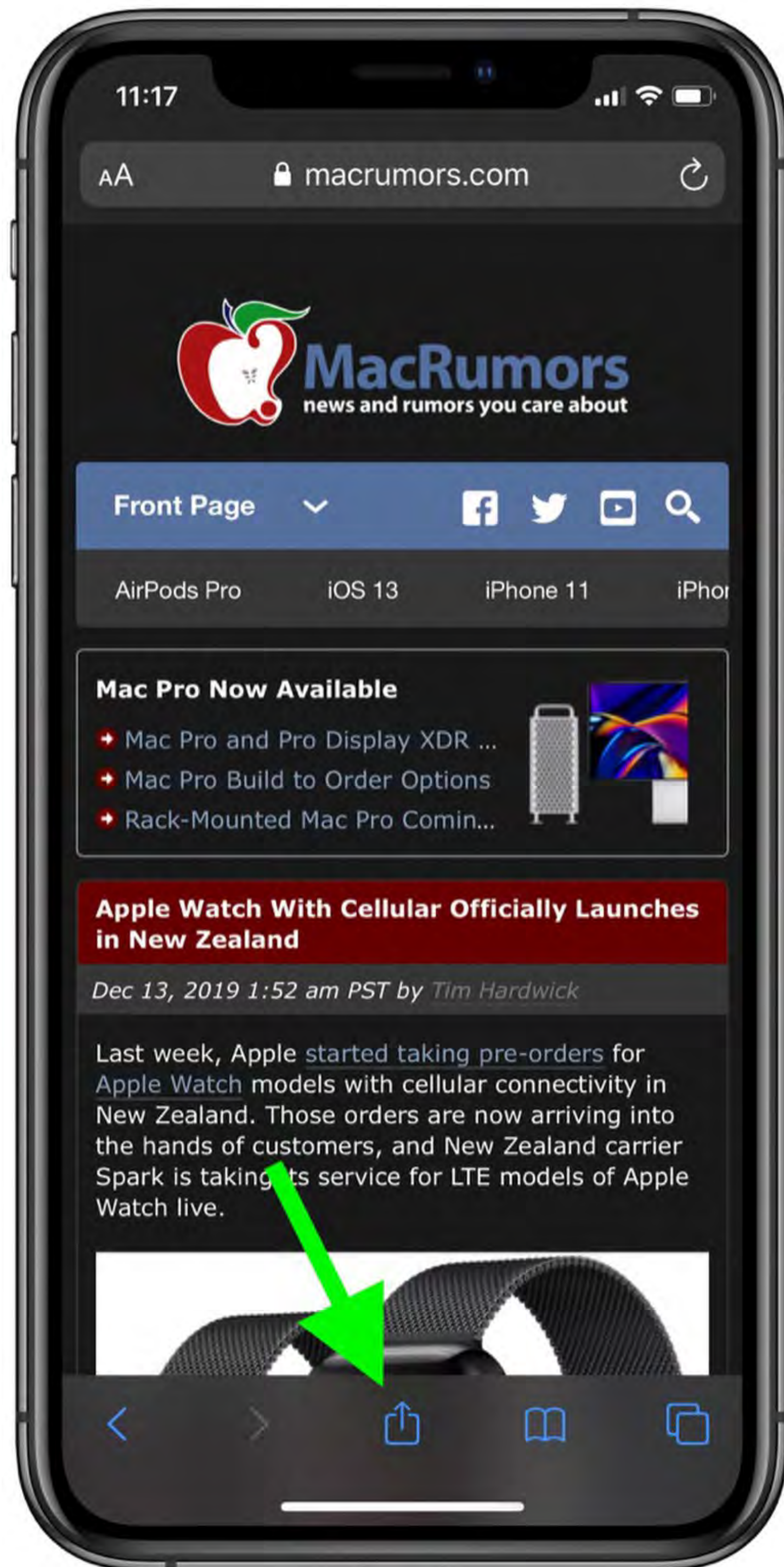
View the webpage without ads or navigation menus: Tap Show Reader View (if available).



HOW TO ADD TO HOME SCREEN

THIS AN OPTION WITHOUT USING THE APP STORE

- Launch **Safari** on your iPhone or iPad.
- Navigate to the site that you want to create a Home screen shortcut to.
- Tap the **Share** icon (the square with an arrow pointing out of it) at the bottom of the screen.
- Scroll down to the list of actions and tap **Add to Home Screen**. (If you don't see the action, scroll to the bottom and tap **Edit Actions**, then tap **Add** next to the **Add to Home Screen** action. After that, you'll be able to select it from the Share Sheet.)





19TH WARD

MOBILE WEBSITE

19thWardMobile.com

BAPA.org

Find 19th Ward Events

Register For These Classes

Caps Meetings

And More



CITY OF CHICAGO

MOBILE WEBSITE + CHI311 APP

chicago.Gov on Safari


CHI311 in the app store

**Helpful for making requests for things like
street lights / new garbage can**



HOW TO USE APP STORE

HERE YOU CAN FIND HELPFUL APPLICATIONS THAT DOWNLOAD TO YOUR IPHONE

1. On your iPhone, iPad, or iPod touch, open the App Store app.
2. Browse or search for the app that you want to download. If you find a game that says  Arcade, [subscribe to Apple Arcade](#) to play the game.
3. Tap or click the price or Get button. If you see the "Open" button instead of a price or Get button, you already bought or downloaded that app.

In the App Store, if an app has a Get button instead of a price, the app is free. You won't be charged for downloading a free app. Some free apps offer in-app purchases and subscriptions that you can buy. Subscriptions and in-app purchases give you access to more features, content, and more.

HOW TO ARRANGE APPS

THOSE ARE ALL THE BUTTONS ON YOUR IPHONE SCREEN

My preferred way is to just keep your finger pressed on the app icon and jiggly mode will activate. You can then rearrange them or delete them by pressing the X. The technical instructions are also below =)

Select an **app** on your Home screen (it doesn't matter which one you select).

Press and hold on the **app** icon for two seconds.

Tap the X in the upper-left corner of each **app** icon you want to **remove**.

Tap Done in the upper-right corner of your **iPhone** (or press the Home button on **iPhones** with one) when you're done

FOOD DELIVERY

USE THE APP STORE

- Caviar.
- Seamless.
- GrubHub.
- **Uber Eats.**
- Daily Harvest.
- Freshly.
- Home Bistro.
- DoorDash.

ALL AVAILABLE ON UBER

USE THE APP STORE

- Get a ride
- Get food
- Get something delivered (think flowers)
- Get something picked up (whoops I forgot my umbrella at Janet's house)
- AND MORE!

MEDISAFE – MANAGE YOUR MEDICATIONS

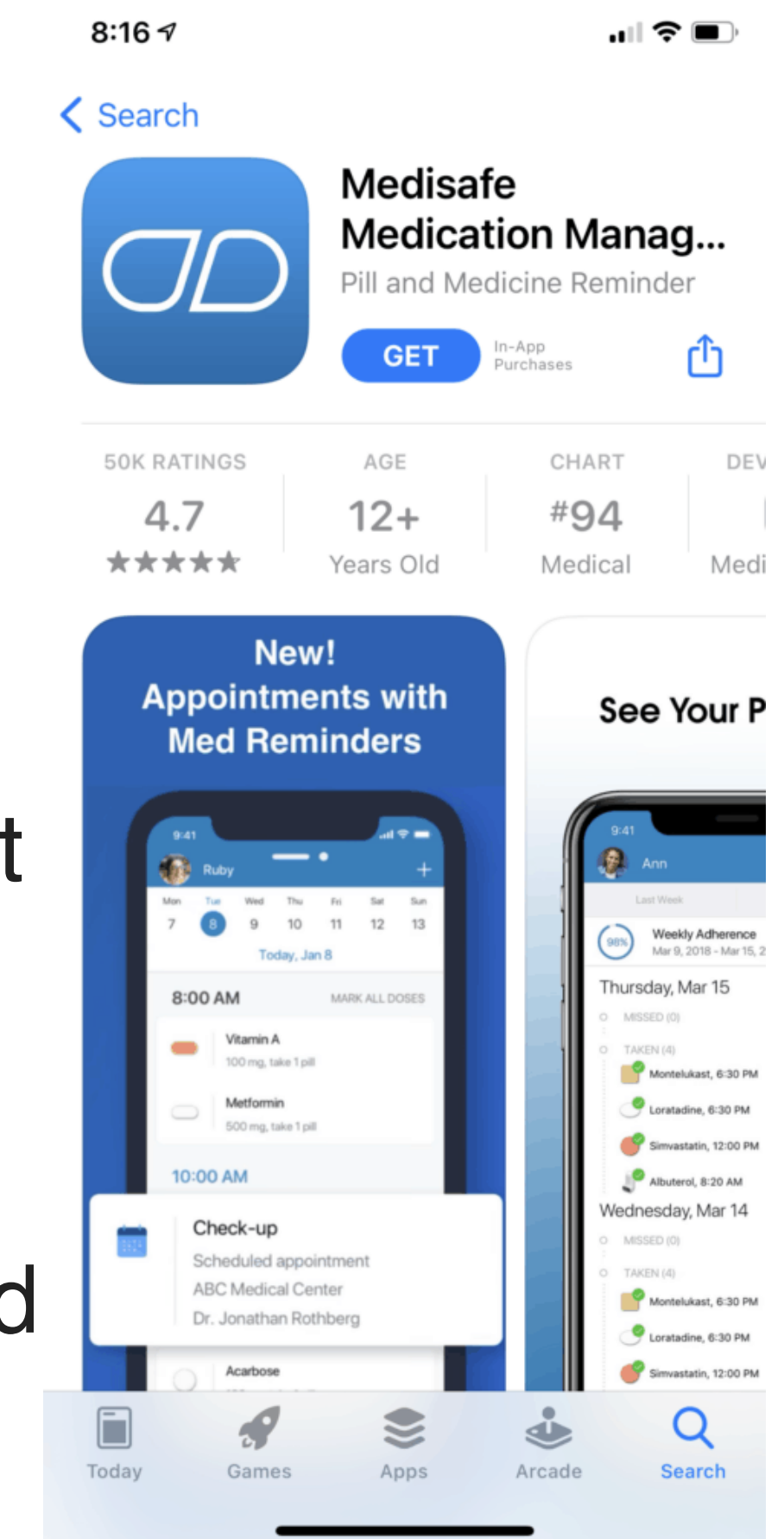
USE THE APP STORE

Available for iPhone and Android

Cost: Free

For older adults who may take multiple medications at different times of the day, forgetting to take prescriptions and get refills on time are significant problems. In fact, about 50 percent of prescriptions filled are not taken as directed by a doctor or pharmacist.²

Medisafe helps you manage your medications and get reminders. Simply input your prescriptions and timings, and Medisafe will create a visual schedule complete with images of each pill and a list of potentially harmful interactions. It will then give you reminders throughout the day when it's time to take a medication, let you know if a prescription is running low, and even alert a friend or family member of a missed dose.



GOOGLE MAPS – REMEMBER WHERE YOU PARKED

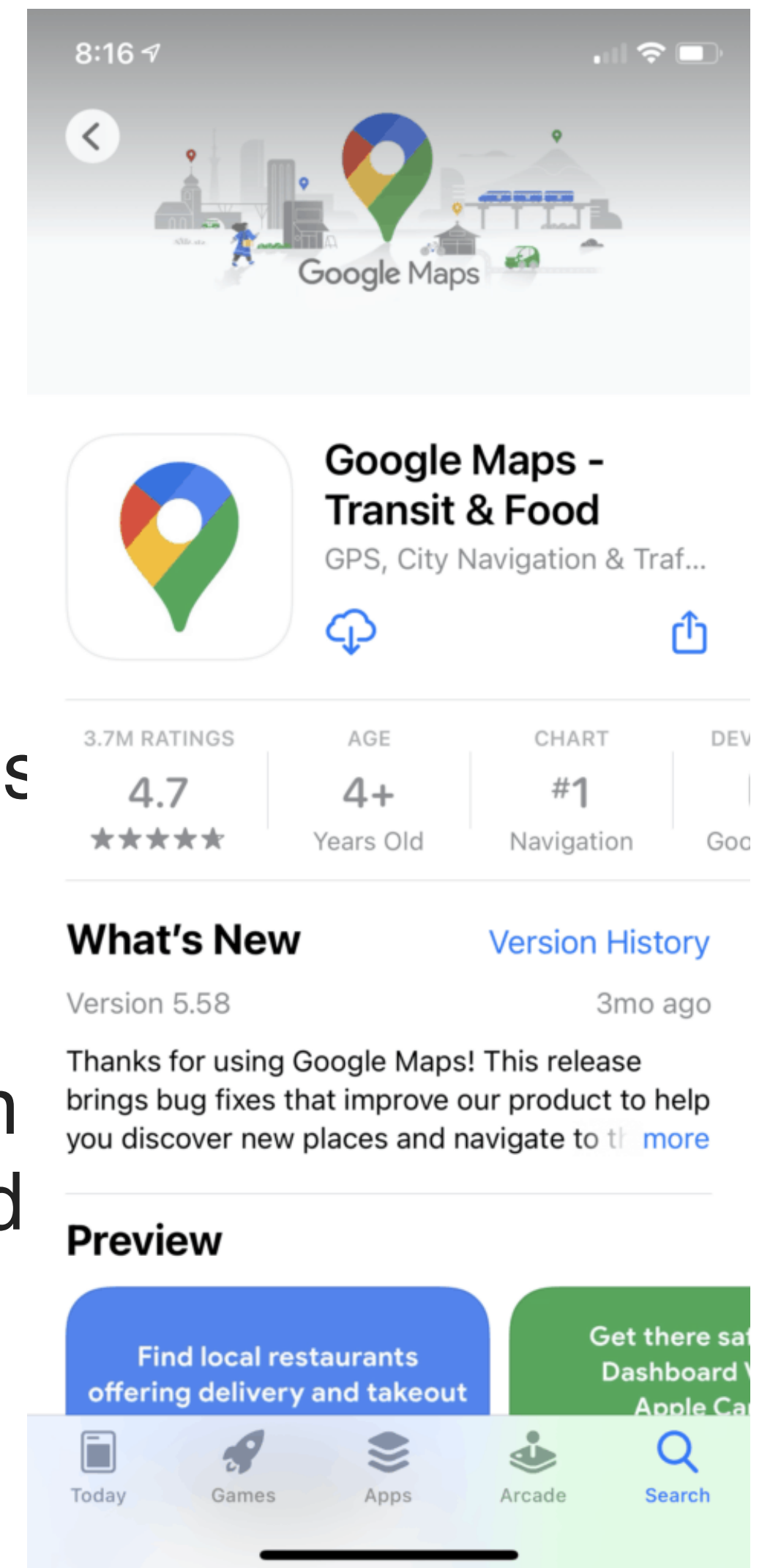
USE THE APP STORE

Available for iPhone and Android

Cost: Free

Everyone has experienced the moment when you get ready to leave somewhere and realize you have no idea where you parked. If you find this happening frequently, your phone can help you out. But you don't have to download an extra app to remind you where your car is because this feature is included in the most popular navigation app.

In Google Maps, click on the blue dot showing your location, click “Set as parking location” from the menu that pops up, and it will be saved. Then when you are ready to navigate back to your car, click the blue “Directions” icon and choose “Saved parking.” This app is also great for getting directions when you're going somewhere new or if you get lost while driving.



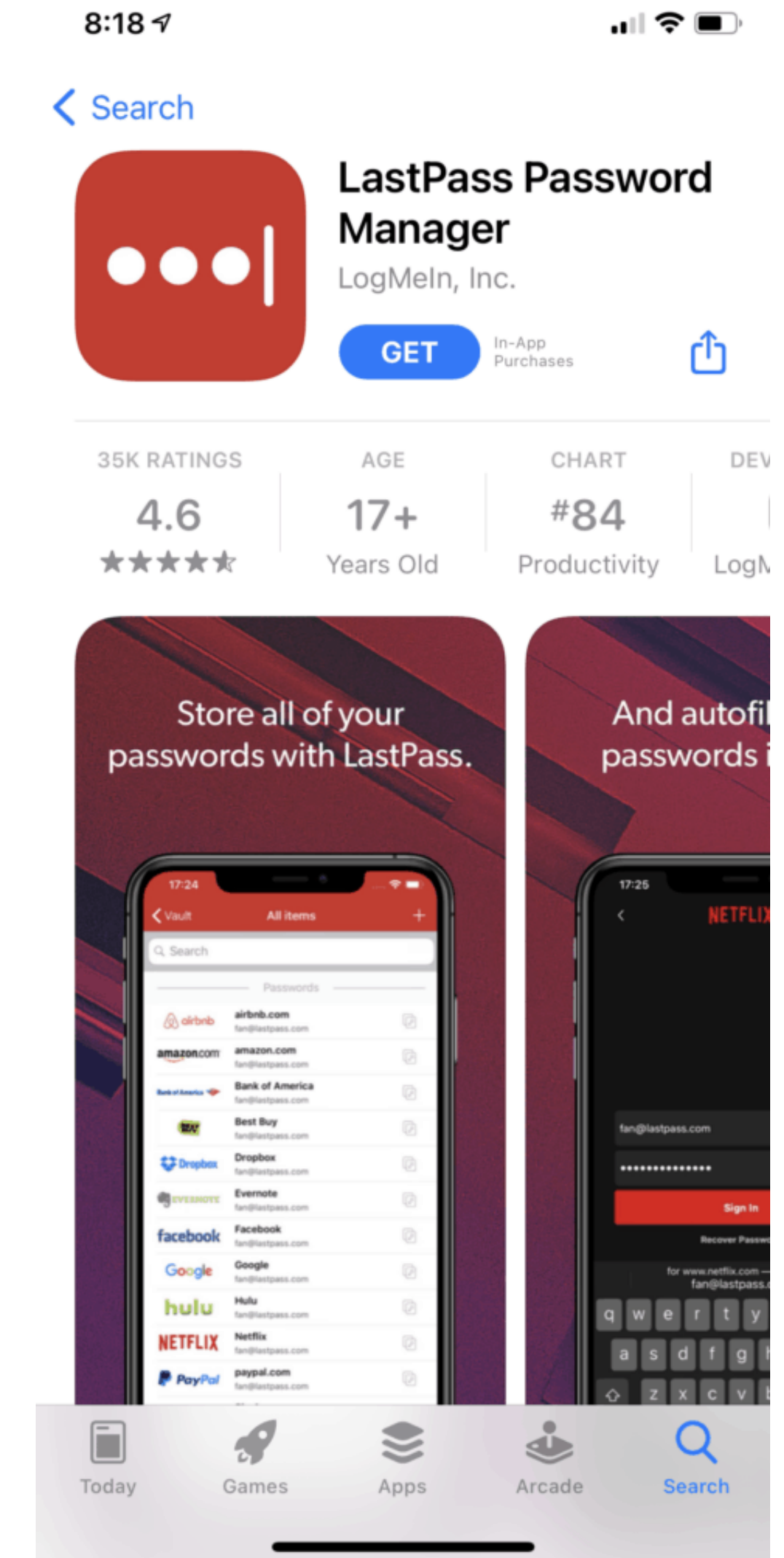
LASTPASS – NEVER FORGET A PASSWORD AGAIN

USE THE APP STORE

Available for iPhone and Android
Cost: Free

To do anything on the internet these days, it seems you are asked to create a password. Creating a unique password each time is important to avoid being hacked, but who can remember all of them? Many people use the same password for simplicity, but it leaves them vulnerable to online attacks.

LastPass stores all of your passwords securely in one place so you can look them up when needed. It can also autofill passwords into websites you use frequently and create strong passwords for you. Simply remember one password – the LastPass password.



THANK YOU FOR COMING!

